



STREET & STRIP OIL PANS

- LS Series Chevy -

LOW PROFILE - HEAVY DUTY USE LS1, LS2, LS6 & LS7

Allows installation of LS Chevy engines into early pre-1975 Camaro, Chevelle, 55-57 Chevy and 68 & up Nova chassis.

This pan uses heavy duty steel and double thick pan rails yet it is actually 5 1/2 pounds lighter than the factory aluminum pan. Increased oil capacity and oil control allows for constant oil pressure under heavy usage and more available power.


The factory oil filter location on the oil pan is replaced by a remote oil filter kit that allows convenient placement as desired. The oil pan includes billet fitting plate and fittings where the oil exits the block and provides increase sealing ability for higher oil pressures. The required #21575 filter kit includes all other required brass fittings and 3 feet of 10 AN 300 PSI oil line. Push-together oil lines can be cut to length and are easy to assemble.

Pan Capacity is 7 Qts. Plus Filter

Sump: 9" Long, 11" Wide, 6" Deep - Front: 1 3/4" deep

- All chassis (except 62-67 Nova & 55-57 Chevy) . . . **30915**
- 55-57 Chevy **30916**

Oil Filter Kit and Pick-Up Required:	
Pick-Up	18290
Oil Filter Kit	21575
Oil Pan Dipstick **	22006
Windage Tray	32150



#30915

NOTE: Road Race version also available on page 38.

** Milodon Dipstick requires use of tube headers & will not fit with stock cast manifolds

LOW PROFILE - LS1, LS2, LS6 & LS7


Allows installation of LS Chevy series engines into early Camaro, Chevelle, 55-57 Chevy and 68 & up Nova.

Uses the oil filter attaching tubes welded to the pan rail. If oil pressure over 80 pounds is common then the 30915 pan should be used with the heavy duty billet filling plate which will accommodate oil pressure up to 95 pounds.

Pan Capacity is 7 Qts. Plus Filter — 6" Deep Sump

- LS Chevy Series, All **30914**

Oil Filter Kit and Pick-Up Required:	
Pick-Up	18290
Oil Filter Kit	21575
Oil Pan Dipstick **	22006
Windage Tray	32150



#30914

LOW PROFILE - MAX POWER LS1, LS2, LS6 & LS7

Fits same early chassis like 1967-1986 Camaro, Chevelle, 55-57 Chevy and 68 & up Nova as above but features a dropped front section allowing windage tray to work more efficiently.


Uses the oil filter attaching tubes welded to the pan rail. Full length Milodon tray upgrade mounts on the stock factory tray bolts. Remote filter kit is needed.

Pan Capacity is 7 Qts. Plus Filter

Sump: 9" Long, 11" Wide, 6" Deep - Front: 1 3/4" deep

- LS Chevy Series, All **30913**

Oil Filter Kit and Pick-Up Required:	
Pick-Up	18290
Oil Filter Kit	21575
Oil Pan Dipstick **	22006
Windage Tray	32150



#30913



STREET & STRIP OIL PANS

- LS Series Chevy -

62-67 NOVA

Allows swapping LS Chevy engine into an early Nova. Will not work with stock power steering. Full length Milodon tray upgrade mounts on the stock factory tray bolts and will increase power. Remote filter kit is needed.

Pan Capacity is 6 Qts. Plus Filter

Sump: 8 1/2" Length, 8 1/4" Width, 7 1/2" Depth

- LS Chevy Series, All **31063**

Oil Pump and Pick-Up Required:

LS series, stock oil pump.....	18291
Windage Tray	32150
Oil Pan Dipstick	22006
Oil Pan Bolts	85002



S-10 BLAZER & PICKUP

The S-10 pan allows the LS Chevy installation the Blazer and pickup. Windage tray can be used on the LS series to increase oil control and power. Full length Milodon tray upgrade mounts on the stock factory tray bolts. Remote filter kit is needed.

Pan Capacity is 5 Qts. Plus Filter

Sump: 7" Length, 8 1/4" Width, 7 1/2" Depth

- LS Chevy Series, All **31083**

Oil Pump and Pick-Up Required:

LS series, stock oil pump.....	18291
Windage Tray	32150
Oil Pan Dipstick	22006
Oil Pan Bolts	85002



PRO TOURING / ROAD RACE

Just out for the LS Chevy engines, a full on road racing pan with competition trap door baffle system proven to provide good oil supply on left and right turns. Fits Corvettes, Camaros and most popular chassis. Uses billet filter fitting block that provides increased endurance race length sealing. High strength magnetic drain plug included. Will allow a 4.125" stroke.

Pan Capacity is 7 Qts. Plus Filter —

Sump: 9 1/2" Long, 13 3/8" Wide, 5 3/8" Deep

- LS1, LS2, LS3, LS6, LS7..... **31507**

Oil Pump and Pick-Up Required:

Pickup	18292
Windage Tray	32150
Remote Oil Filter Kit	21575
Pan Bolts.....	85002
Dipstick	22006

